

# Bảng thông số sản phẩm

Thông số kỹ thuật



## Modular 1-phase voltage control relay, 8 A, 2 CO, 0.05...5 V AC/DC, 24...240 V AC/DC

RM22UA31MR

### Main

Range of product	Harmony Control Relays
Relay type	Voltage control relay
product or component type	Voltage control relay
Network number of phases	1 phase
Supply circuit type	DC
Relay name	RM22UA
Relay monitored parameters	Undervoltage and overvoltage in window mode Overvoltage or undervoltage detection
time delay	Adjustable 0.1...30 s, +/- 10 % of the full scale value Tt- time delay upon fault
Switching capacity in VA	2000 VA
Measurement range	0.05...5 V AC/DC
Contacts type and composition	2 C/O

### Complementary

Reset time	1500 ms at maximum voltage
Maximum switching voltage	250 V AC
Minimum switching current	10 mA at 5 V DC
Maximum switching current	8 A AC
Supply voltage limits	20.4...264 V AC/DC
Power consumption in VA	3.5 VA AC
Maximum power consumption in W	1.5 W DC
Immunity to microbreaks	10 ms
Resistance across terminals	30 kOhm at E2-M terminals 5 kOhm at E1-M terminals 50 kOhm at E3-M terminals
Output contacts	2 C/O
Nominal output current	8 A
Hysteresis	3 % fixed of full scale for window mode 5...50 % adjustable of threshold setting
delay at power up	600 ms
Maximum measuring cycle	100 ms measurement cycle as true rms value
Repeat accuracy	+/- 0.5 % for input and measurement circuit +/- 2 % for time delay

<b>Measurement error</b>	< 1 % over the whole range with voltage variation 0.05 %/°C with temperature variation
<b>Response time</b>	<= 500 ms
<b>Insulation resistance</b>	> 100 MOhm at 500 V DC
<b>Overvoltage category</b>	III conforming to IEC 60664-1
<b>Insulation</b>	Between supply and measurement
<b>Connections - terminals</b>	Screw terminals, 2 x 0.5...2 x 2.5 mm <sup>2</sup> (AWG 20...AWG 14) solid without cable end Screw terminals, 2 x 0.2...2 x 1.5 mm <sup>2</sup> (AWG 24...AWG 16) flexible with cable end Screw terminals, 1 x 0.5...1 x 3.3 mm <sup>2</sup> (AWG 20...AWG 12) solid without cable end Screw terminals, 1 x 0.2...1 x 2.5 mm <sup>2</sup> (AWG 24...AWG 14) flexible with cable end
<b>Tightening torque</b>	0.6...1 N.m conforming to IEC 60947-1
<b>Housing material</b>	Self-extinguishing plastic
<b>Mounting support</b>	35 mm DIN rail conforming to IEC 60715
<b>Electrical durability</b>	100000 cycles
<b>Mechanical durability</b>	10000000 cycles
<b>Utilisation category</b>	AC-15 conforming to IEC 60947-5-1 DC-13 conforming to IEC 60947-5-1 AC-1 conforming to IEC 60947-4-1 DC-1 conforming to IEC 60947-4-1
<b>[Un] rated nominal voltage</b>	24...240 V AC/DC 50/60 Hz, non self-powered
<b>Safety reliability data</b>	MTTFd = 308.2 years B10d = 290000
<b>Contacts material</b>	Cadmium free
<b>Control type</b>	With test button
<b>Width</b>	22.5 mm
<b>net weight</b>	0.11 kg

## Environment

<b>Electromagnetic compatibility</b>	Immunity for residential, commercial and light-industrial environments conforming to IEC 61000-6-1 Immunity for industrial environments conforming to IEC 61000-6-2 Emission standard for residential, commercial and light-industrial environments conforming to IEC 61000-6-3 Emission standard for industrial environments conforming to IEC 61000-6-4 Electrostatic discharge - test level: 6 kV level 3 (contact discharge) conforming to IEC 61000-4-2 Electrostatic discharge - test level: 8 kV level 3 (air discharge) conforming to IEC 61000-4-2 Radiated radio-frequency electromagnetic field immunity test - test level: 10 V/m level 3 conforming to IEC 61000-4-3 Electrical fast transient/burst immunity test - test level: 4 kV level 4 (direct) conforming to IEC 61000-4-4 Electrical fast transient/burst immunity test - test level: 2 kV level 4 (capacitive coupling) conforming to IEC 61000-4-4 Surge immunity test - test level: 4 kV level 4 (common mode) conforming to IEC 61000-4-5 Surge immunity test - test level: 2 kV level 4 (differential mode) conforming to IEC 61000-4-5 Conducted and radiated emissions class B group 1 conforming to CISPR 11 Conducted and radiated emissions class B conforming to CISPR 22
<b>Ambient air temperature for operation</b>	-20...50 °C at 60 Hz -20...60 °C at 50 Hz
<b>Standards</b>	IEC 60255-1

<b>Product certifications</b>	CE CSA RCM GL CCC EAC UL
<b>Ambient air temperature for storage</b>	-40...70 °C
<b>Relative humidity</b>	93...97 % at 25...55 °C conforming to IEC 60068-2-30
<b>Vibration resistance</b>	0.075 mm (f= 10...58.1 Hz) not in operation conforming to IEC 60068-2-6 1 gn (f= 10...58.1 Hz) not in operation conforming to IEC 60068-2-6 0.035 mm (f= 58.1...150 Hz) in operation conforming to IEC 60068-2-6 0.5 gn (f= 58.1...150 Hz) in operation conforming to IEC 60068-2-6
<b>Shock resistance</b>	15 gn (duration = 11 ms) for not in operation conforming to IEC 60068-2-27 5 gn (duration = 11 ms) for in operation conforming to IEC 60068-2-27
<b>IP degree of protection</b>	IP20 (terminals) conforming to IEC 60529 IP40 (housing) conforming to IEC 60529 IP50 (front panel) conforming to IEC 60529
<b>Pollution degree</b>	3 conforming to IEC 60664-1
<b>Dielectric test voltage</b>	2.5 kV, 1 min AC 50 Hz conforming to IEC 60255-27

## Packing Units

<b>Unit Type of Package 1</b>	PCE
<b>Number of Units in Package 1</b>	1
<b>Package 1 Height</b>	2.6 cm
<b>Package 1 Width</b>	8.2 cm
<b>Package 1 Length</b>	9.5 cm
<b>Package 1 Weight</b>	121.0 g
<b>Unit Type of Package 2</b>	S02
<b>Number of Units in Package 2</b>	40
<b>Package 2 Height</b>	15.0 cm
<b>Package 2 Width</b>	30.0 cm
<b>Package 2 Length</b>	40.0 cm
<b>Package 2 Weight</b>	5.292 kg
<b>Unit Type of Package 3</b>	P06
<b>Number of Units in Package 3</b>	640
<b>Package 3 Height</b>	80.0 cm
<b>Package 3 Width</b>	80.0 cm
<b>Package 3 Length</b>	60.0 cm
<b>Package 3 Weight</b>	92.58 kg

## Bền vững

Nhãn **Green Premium™** là cam kết của Schneider Electric trong việc cung cấp sản phẩm với hiệu suất môi trường tốt nhất. Green Premium cam kết tuân thủ các quy định mới nhất, minh bạch về tác động môi trường, cũng như các sản phẩm tuần hoàn và CO<sub>2</sub> thấp.

**Hướng dẫn đánh giá tính bền vững của sản phẩm** là tài liệu kỹ thuật phổ thông giúp làm rõ các tiêu chuẩn nhãn sinh thái toàn cầu và cách diễn giải việc khai báo môi trường.

[Tìm hiểu thêm về Green Premium >](#)

[Hướng dẫn đánh giá về sự bền vững của sản phẩm >](#)



Minh bạch **RoHS/REACH**

## Hiệu suất sức khỏe

Mercury Free

RoHS Exemption Information [Yes](#)

## Chứng nhận & Tiêu chuẩn

Reach Regulation

[REACH Declaration](#)

Eu RoHS Directive

Pro-active compliance (Product out of EU RoHS legal scope)

China RoHS Regulation

[China RoHS declaration](#)

Environmental Disclosure

[Product Environmental Profile](#)

Weee

The product must be disposed on European Union markets following specific waste collection and never end up in rubbish bins

Circularity Profile

[End of Life Information](#)

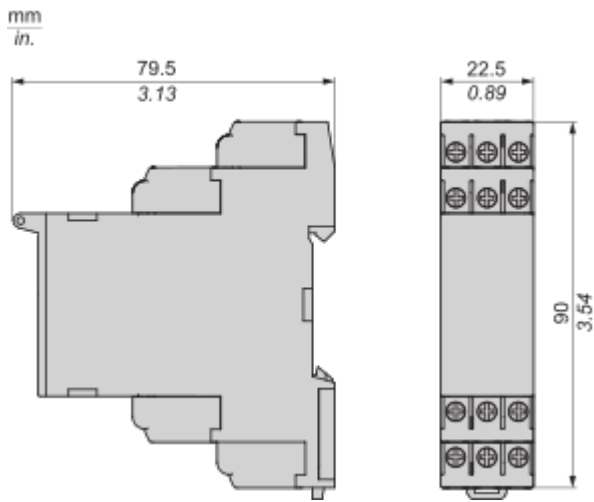
# Bảng thông số sản phẩm

# RM22UA31MR

Dimensions Drawings

## Dimensions

---

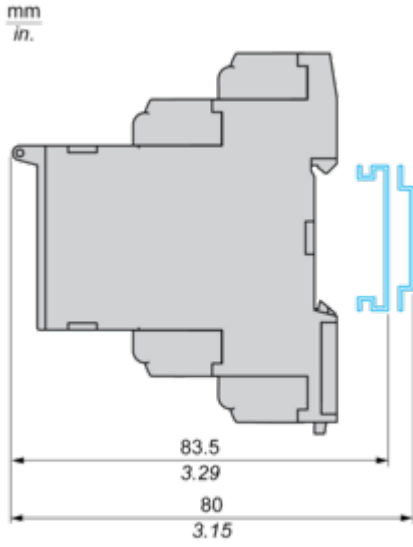


Mounting and Clearance

**Mounting and Clearance**

---

**Rail Mounting**

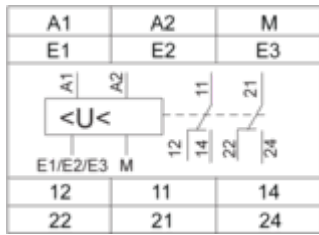


## Connections and Schema

### Voltage Measurement Relay

---

Wiring Diagram



**A1,A2** : Supply voltage

**E1,E2,E3,M** : Voltages to be measured

**11-14,12** : 1st C/O contact of output relay

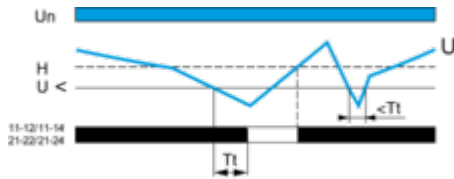
**21-24,22** : 2nd C/O contact of output relay

## Technical Description

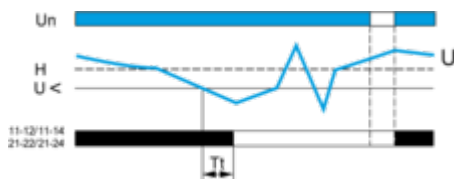
### Function Diagrams

#### Undervoltage Control

Without memory ("No Memory" mode)

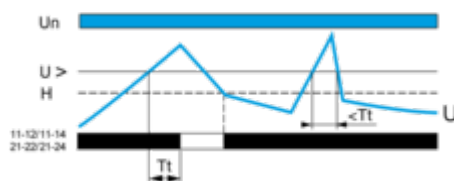


With memory ("Memory" mode)




#### Overvoltage Control

Without memory ("No Memory" mode)



With memory ("Memory" mode)



#### Legend

- Tt Time delay after crossing of threshold
- Un Nominal supply voltage
- U Monitored supply voltage
- H Hysteresis
- U> Overvoltage threshold
- U< Undervoltage threshold
- 11-12/11-14, 21-22/21-24 Output relay connections
- Relay status: black color = energized.

**NOTE:** In "Memory" mode, the relay opens when crossing of the threshold is detected and then stays in that position. The power supply voltage must be switched off to reset the product.